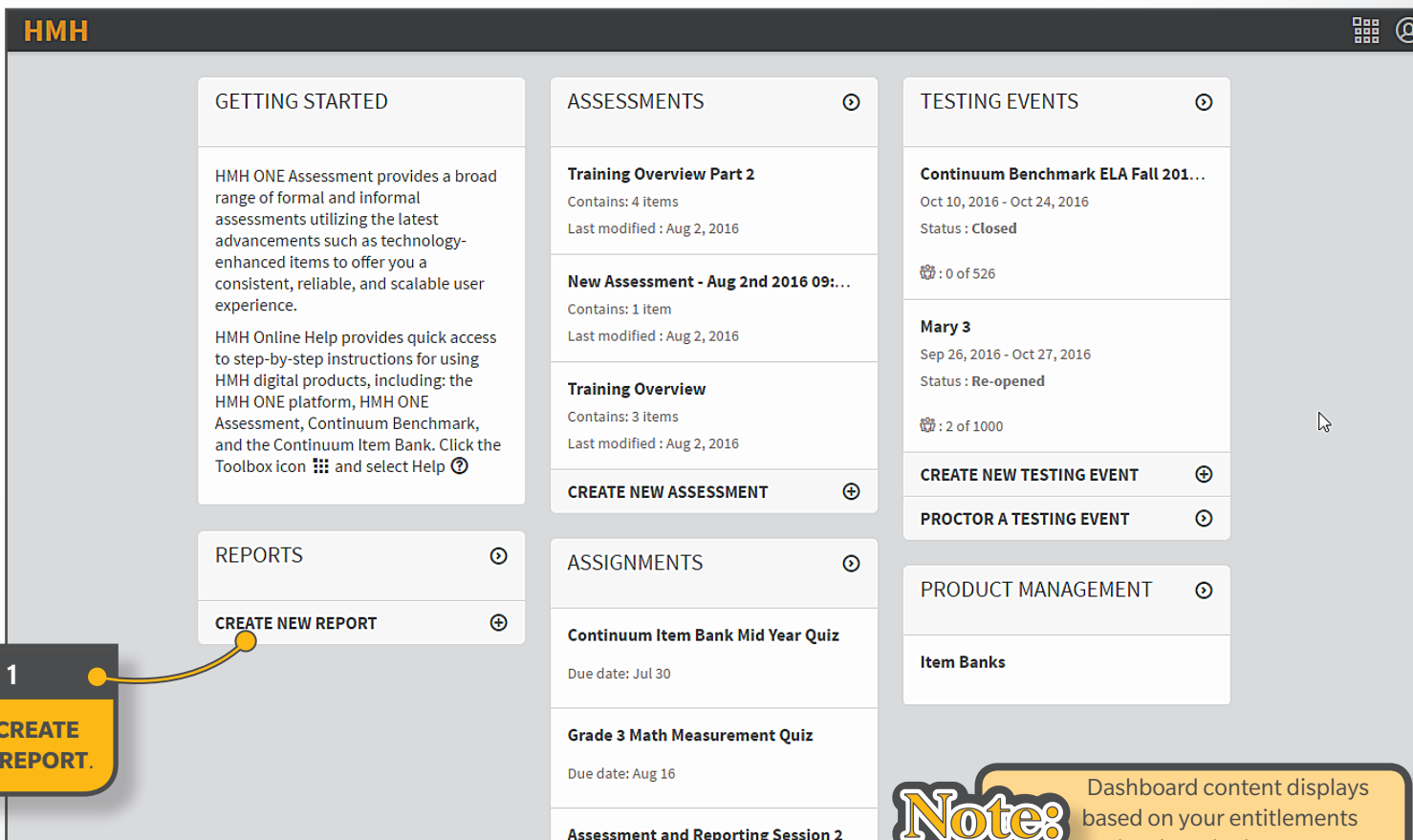




Access Create Report Page



HMH

GETTING STARTED

HMH ONE Assessment provides a broad range of formal and informal assessments utilizing the latest advancements such as technology-enhanced items to offer you a consistent, reliable, and scalable user experience.

HMH Online Help provides quick access to step-by-step instructions for using HMH digital products, including: the HMH ONE platform, HMH ONE Assessment, Continuum Benchmark, and the Continuum Item Bank. Click the Toolbox icon  and select Help .

REPORTS

CREATE NEW REPORT

ASSESSMENTS

Training Overview Part 2
Contains: 4 items
Last modified : Aug 2, 2016

New Assessment - Aug 2nd 2016 09:...
Contains: 1 item
Last modified : Aug 2, 2016

Training Overview
Contains: 3 items
Last modified : Aug 2, 2016

CREATE NEW ASSESSMENT

TESTING EVENTS

Continuum Benchmark ELA Fall 201...
Oct 10, 2016 - Oct 24, 2016
Status : Closed
0 of 526

Mary 3
Sep 26, 2016 - Oct 27, 2016
Status : Re-opened
2 of 1000

CREATE NEW TESTING EVENT

PROCTOR A TESTING EVENT

PRODUCT MANAGEMENT

Item Banks

ASSIGNMENTS

Continuum Item Bank Mid Year Quiz
Due date: Jul 30

Grade 3 Math Measurement Quiz
Due date: Aug 16

Assessment and Reporting Session 2

Step 1
Click **CREATE NEW REPORT**.

Note: Dashboard content displays based on your entitlements and assigned roles.

Create Report

Step 1
Select the start date.

Step 2
Select the end date.

Step 3
Select **TESTING EVENT** in the **Type** field.

Step 4
Select the name of the testing event for which you want to run a report.

Step 5
Select the report type you want to create.

Step 6
Select a grade to include in the report. The Level selection box appears.

Step 7
If necessary, select a level.

Step 8
Select the school(s) to include in the report.

Step 9
Select the class(es) with students who will be included in the report.

Step 10
After filling out the Summary Report fields, the **GENERATE REPORT** button will become active. Click it to display the Summary Report for the selected grade, level, and locations.

Note: If you only tested one level per grade in your school system, you will only see one level appear. If you tested more than one level per grade, you will see multiple levels appear.

Interface Details:

- Header:** HMH, Back to My.hrw.com, Home, Reports, Assessments
- Create Report Form:**
 - Start date: 10/31/2015
 - End date: 10/31/2016
 - Type: **TESTING EVENT**
 - Testing Event:
 - Report Type: **Summary Report**
 - Grade: ☒ Grade 2, ☐ Grade 3, ☐ Grade 4, ☐ Grade 5, ☐ Grade 6
 - Level: ☒ Level 2, ☐ Level 3, ☐ Level 4
 - School: ZZ Harcourt Review D A Sch A
 - Class: 88200339SchA, LG2 (Demo TeacherG2)
 - GENERATE REPORT** button
- Summary Report Table:**

Grade	Level	Score
3	4	:
1	1	:
24	440	: