

# Review Student Activity Answers

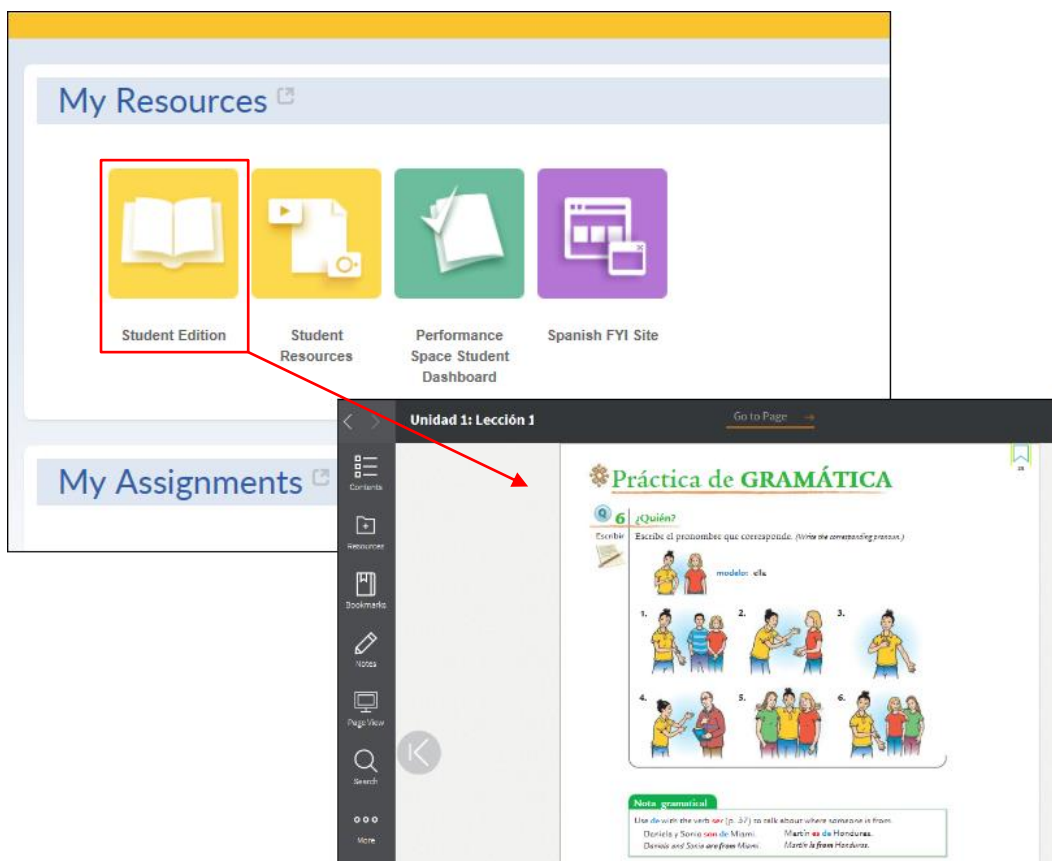
## Student

The *Holt McDougal Online Performance Space Student Dashboard* lets you review each answer you enter in the **Student Edition**, **@HomeTutor**, and **InterActive Reader**. Activities are not graded; this tool simply allows you to review your answers and get feedback from your teacher. Additionally, with **Interactive Workbooks**, you can access more activity information and practice questions.

**Requirements:** *Holt McDougal Online* log in information

## Access Student Edition

Using the **Student Edition** dashboard, you can access student activities and enter your answers for the practice questions.



- 1 Log in to *Holt McDougal Online*. The *Holt McDougal Online* dashboard appears.
- 2 Click **Student Edition**. Your eBook appears.
- 3 Click the **Q** icons to access activities and enter your answers. Note that you receive immediate feedback for multiple choice, short answer, and drag and drop activities. Your teacher gives feedback for essay questions.
- 4 Access the **Performance Space Student Dashboard** to review your answers. See the **Performance Space Student** section, *page 3*, for details.

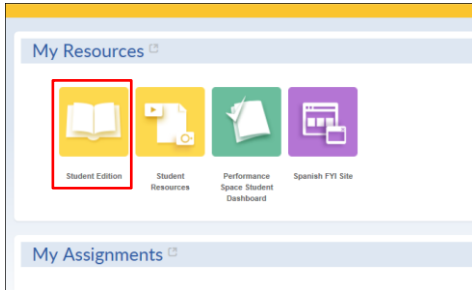
Remember, you can practice and enter answers in the **Student Edition**, **@HomeTutor**, and **InterActive Reader** activities as many times as you need to gain skills. All of your answers are saved and you can review them using the **Performance Space Student Dashboard**. Note that your teacher can also access your saved answers and enter additional feedback.

# Review Student Activity Answers

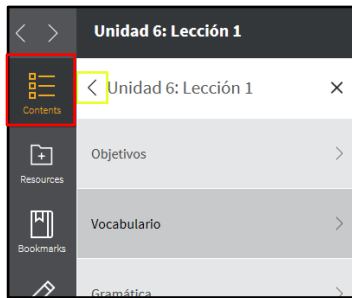
## Student

### Interactive Workbooks

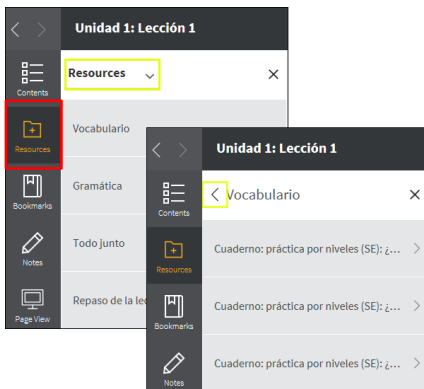
The **Interactive Workbooks** (interactive versions of **Cuaderno:práctica por niveles** and **Cuaderno**) let you access additional practice activities. Just like **Student Edition**, you receive immediate feedback but different from **Student Edition**, you can only review your answers in the **Interactive Workbooks**.



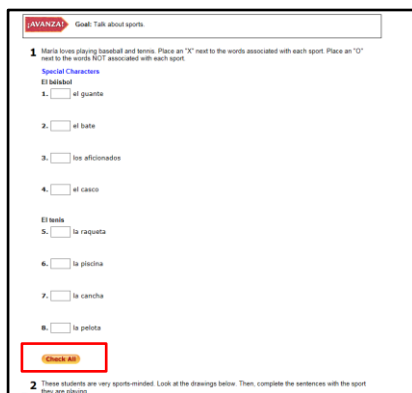
1 Log in to *Holt McDougal Online* and click **Student Edition**. Your eBook appears.



2 From the Table of Contents, find your lesson.



3 Click **Resources** to show your **Interactive Workbooks**. Then, choose the section of the lesson you want to practice and choose your workbook.



4 Enter your answers and click **Check All** to see which answers are correct and incorrect.

**Note:** You will not receive feedback from your teacher in the **Interactive Workbooks**.

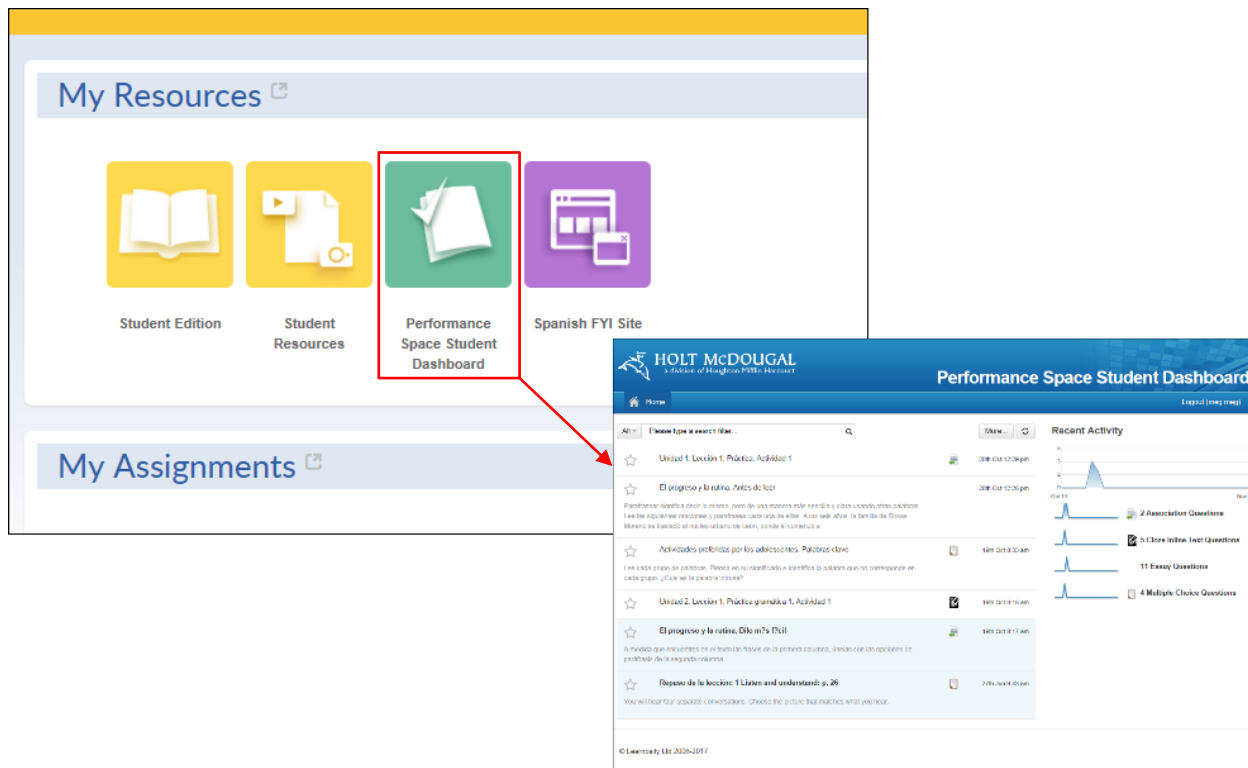
To review your answers at a later date, simply follow the instructions above to locate your answers for the **Interactive Workbooks**.

# Review Student Activity Answers

## Student

### Access Performance Space Student Dashboard

Using the **Performance Space Student Dashboard**, you can review your answers for the practice activities in **Student Edition**, **@HomeTutor**, and **InterActive Reader**. You can also review any feedback that your teacher enters during the teacher review.



- 1 Click **Performance Space Student Dashboard**. The **Performance Space Student Dashboard** appears. Practice session responses display with the most recent answers at the top of the list.
- 2 From the **Performance Space Student Dashboard**, you can review your answers and teacher feedback. You can scroll through the display or you can search for a specific activity and response.

Review the **Performance Space Student Dashboard** layout on *page 4* to discover how you can see your activity answers and your teacher's feedback.

# Review Student Activity Answers

## Student

### Performance Space Student Dashboard Layout

Remember, you can only see your answers and teacher feedback for **Student Edition**, **@HomeTutor**, and **InterActive Reader** practice activities in your **Performance Space Student Dashboard**.

- A** Displays main page of the **Performance Space Student Dashboard**.
- B** Close the **Performance Space Student Dashboard**.
- C** Enter text to search for an answer containing the text.
- D** Click **More...** to see additional search options. For example, enter a date range or display answers with teacher feedback only.
- E** Click the refresh button to update the page with current information.
- F** Displays your current activity as well as the type and number for each type of activity.
- G** Click the star to highlight the activity.
- H** Shows the unit, lesson, and activity title. Click any title to see your answers.
- I** Identifies the activity type such as multiple choice, essay, and short answer.
- J** Shows the date and time your activity answers were saved.